

Modern C++ Programming

21. PERFORMANCE OPTIMIZATION II

CODE OPTIMIZATION

Federico Busato

2023-12-21

1 I/O Operations

- `printf`
- Memory Mapped I/O
- Speed Up Raw Data Loading

2 Memory Optimizations

- Heap Memory
- Stack Memory
- Cache Utilization
- Data Alignment
- Memory Prefetch

3 Arithmetic

- Data Types
- Operations
- Conversion
- Floating-Point
- Compiler Intrinsic Functions
- Value in a Range
- Lookup Table

4 Control Flow

- Loop Hoisting
- Loop Unrolling
- Branch Hints - `[[likely]]` / `[[unlikely]]`
- Compiler Hints - `[[assume]]`
- Recursion

5 Functions

- Function Call Cost
- Argument Passing
- Function Optimizations
- Function Inlining
- Pointers Aliasing

6 Object-Oriented Programming

7 Std Library and Other Language Aspects

I/O Operations

**I/O Operations are orders of magnitude slower than
memory accesses**

In general, input/output operations are one of the most expensive

- Use `endl` for `ostream` only when it is strictly necessary (prefer `\n`)
- Disable *synchronization* with `printf/scanf` :
`std::ios_base::sync_with_stdio(false)`
- Disable IO *flushing* when mixing `istream/ostream` calls:
`<istream_obj>.tie(nullptr);`
- Increase IO *buffer size*:
`file.rdbuf()->pubsetbuf(buffer_var, buffer_size);`

I/O Streams - Example

```
#include <iostream>

int main() {
    std::ifstream fin;
    // -----
    std::ios_base::sync_with_stdio(false); // sync disable
    fin.tie(nullptr);                      // flush disable
                                           // buffer increase

    const int BUFFER_SIZE = 1024 * 1024; // 1 MB
    char buffer[BUFFER_SIZE];
    fin.rdbuf()->pubsetbuf(buffer, BUFFER_SIZE);
    // -----
    fin.open(filename); // Note: open() after optimizations

    // IO operations
    fin.close();
}
```

- `printf` is faster than `ostream` (see [speed test link](#))
- A `printf` call with a simple format string ending with `\n` is converted to a `puts()` call

```
printf("Hello World\n");  
printf("%s\n", string);
```

- No optimization if the string is not ending with `\n` or one or more `%` are detected in the format string

Memory Mapped I/O

A **memory-mapped file** is a segment of virtual memory that has been assigned a direct byte-for-byte correlation with some portion of a file

Benefits:

- Orders of magnitude faster than system calls
- Input can be “cached” in RAM memory (page/file cache)
- A file requires disk access only when a new page boundary is crossed
- Memory-mapping may bypass the page/swap file completely
- Load and store *raw* data (no parsing/conversion)

```
#if !defined(__linux__)
    #error It works only on linux
#endif
#include <fcntl.h>           //::open
#include <sys/mman.h>        //::mmap
#include <sys/stat.h>        //::open
#include <sys/types.h>       //::open
#include <unistd.h>          //::lseek
// usage: ./exec <file> <byte_size> <mode>
int main(int argc, char* argv[]) {
    size_t file_size = std::stoll(argv[2]);
    auto is_read = std::string(argv[3]) == "READ";
    int fd = is_read ? ::open(argv[1], O_RDONLY) :
                ::open(argv[1], O_RDWR | O_CREAT | O_TRUNC, S_IRUSR | S_IWUSR);
    if (fd == -1)
        ERROR("::open")           // try to get the last byte
    if (::lseek(fd, static_cast<off_t>(file_size - 1), SEEK_SET) == -1)
        ERROR("::lseek")
    if (!is_read && ::write(fd, "", 1) != 1) // try to write
        ERROR("::write")
}
```

```
auto mm_mode = (is_read) ? PROT_READ : PROT_WRITE;

// Open Memory Mapped file
auto mmap_ptr = static_cast<char*>(
    ::mmap(nullptr, file_size, mm_mode, MAP_SHARED, fd, 0) );

if (mmap_ptr == MAP_FAILED)
    ERROR("::mmap");
// Advise sequential access
if (::madvise(mmap_ptr, file_size, MADV_SEQUENTIAL) == -1)
    ERROR("::madvise");

// MemoryMapped Operations
// read from/write to "mmap_ptr" as a normal array: mmap_ptr[i]

// Close Memory Mapped file
if (::munmap(mmap_ptr, file_size) == -1)
    ERROR("::munmap");
if (::close(fd) == -1)
    ERROR("::close");
```

Consider using optimized (low-level) numeric conversion routines:

```
template<int N, unsigned MUL, int INDEX = 0>
struct fastStringToIntStr;

inline unsigned fastStringToUnsigned(const char* str, int length) {
    switch(length) {
        case 10: return fastStringToIntStr<10, 1000000000>::aux(str);
        case 9: return fastStringToIntStr< 9, 100000000>::aux(str);
        case 8: return fastStringToIntStr< 8, 10000000>::aux(str);
        case 7: return fastStringToIntStr< 7, 1000000>::aux(str);
        case 6: return fastStringToIntStr< 6, 100000>::aux(str);
        case 5: return fastStringToIntStr< 5, 10000>::aux(str);
        case 4: return fastStringToIntStr< 4, 1000>::aux(str);
        case 3: return fastStringToIntStr< 3, 100>::aux(str);
        case 2: return fastStringToIntStr< 2, 10>::aux(str);
        case 1: return fastStringToIntStr< 1, 1>::aux(str);
        default: return 0;
    }
}
```

```
template<int N, unsigned MUL, int INDEX>
struct fastStringToIntStr {
    static inline unsigned aux(const char* str) {
        return static_cast<unsigned>(str[INDEX] - '0') * MUL +
            fastStringToIntStr<N - 1, MUL / 10, INDEX + 1>::aux(str);
    }
};

template<unsigned MUL, int INDEX>
struct fastStringToIntStr<1, MUL, INDEX> {
    static inline unsigned aux(const char* str) {
        return static_cast<unsigned>(str[INDEX] - '0');
    }
};
```

- Hard disk is orders of magnitude slower than RAM
- Parsing is faster than data reading
- Parsing can be avoided by using *binary* storage and `mmap`
- Decreasing the number of hard disk accesses improves the performance → **compression**

LZ4 is lossless compression algorithm providing *extremely fast decompression* up to 35% of `memcpy` and good compression ratio
github.com/lz4/lz4

Another alternative is **Facebook zstd**
github.com/facebook/zstd

Performance comparison of different methods for a file of 4.8 GB of integer values

Load Method	Exec. Time	Speedup
<code>ifstream</code>	102 667 ms	1.0x
<code>memory mapped + parsing (first run)</code>	30 235 ms	3.4x
<code>memory mapped + parsing (second run)</code>	22 509 ms	4.5x
<code>memory mapped + lz4 (first run)</code>	3 914 ms	26.2x
<code>memory mapped + lz4 (second run)</code>	1 261 ms	81.4x

NOTE: the size of the Lz4 compressed file is 1,8 GB

Memory Optimizations

Heap Memory

- *Dynamic heap allocation is expensive:* implementation dependent and interact with the operating system
- *Many small heap allocations are more expensive than one large memory allocation*
The default page size on Linux is 4 KB. For smaller/multiple sizes, C++ uses a sub-allocator
- *Allocations within the page size is faster than larger allocations (sub-allocator)*

Stack Memory

- *Stack memory is faster than heap memory.* The stack memory provides high locality, it is small (cache fit), and its size is known at compile-time
- `static` stack allocations produce better code. It avoids filling the stack each time the function is reached
- `constexpr` arrays with dynamic indexing produces very inefficient code with GCC. Use `static constexpr` instead

```
void f(int x) {  
    // bad performance with GCC  
    // constexpr          int array[] = {1,2,3,4,5,6,7,8,9};  
    static constexpr int array[] = {1,2,3,4,5,6,7,8,9};  
    return array[x];  
}
```

Maximize cache utilization:

- Maximize spatial and temporal locality (see next examples)
- Prefer small data types
- Prefer `std::vector<bool>` over array of `bool`
- Prefer `std::bitset<N>` over `std::vector<bool>` if the data size is known in advance or bounded

A, B, C matrices of size $N \times N$

$$C = A * B$$

```
for (int i = 0; i < N; i++) {  
    for (int j = 0; j < N; j++) {  
        int sum = 0;  
        for (int k = 0; k < N; k++)  
            sum += A[i][k] * B[k][j]; // row × column  
        C[i][j] = sum;  
    }  
}
```

$$C = A * B^T$$

```
for (int i = 0; i < N; i++) {  
    for (int j = 0; j < N; j++) {  
        int sum = 0;  
        for (int k = 0; k < N; k++)  
            sum += A[i][k] * B[j][k]; // row × row  
        C[i][j] = sum;  
    }  
}
```

Benchmark:

N	64	128	256	512	1024
A * B	< 1 ms	5 ms	29 ms	141 ms	1,030 ms
A * B ^T	< 1 ms	2 ms	6 ms	48 ms	385 ms
Speedup	/	2.5x	4.8x	2.9x	2.7x

Temporal-Locality Example

Speeding up a random-access function

```
for (int i = 0; i < N; i++) // V1
    out_array[i] = in_array[hash(i)];
```

```
for (int K = 0; K < N; K += CACHE) { // V2
    for (int i = 0; i < N; i++) {
        auto x = hash(i);
        if (x >= K && x < K + CACHE)
            out_array[i] = in_array[x];
    }
}
```

V1 : 436 ms, V2 : 336 ms \rightarrow 1.3x speedup (temporal locality improvement)

.. but it needs a careful evaluation of `CACHE` and it can even decrease the performance for other sizes

pre-sorted `hash(i)` : 135 ms \rightarrow 3.2x speedup (spatial locality improvement)

Data alignment allows avoiding unnecessary memory accesses, and it is also essential to exploit hardware vector instructions (SIMD) like SSE, AVX, etc.

- **Internal alignment:** reducing memory footprint, optimizing memory bandwidth, and minimizing cache-line misses
- **External alignment:** minimizing cache-line misses

Internal Structure Alignment

```
struct A1 {  
    char   x1; // offset 0  
    double y1; // offset 8!! (not 1)  
    char   x2; // offset 16  
    double y2; // offset 24  
    char   x3; // offset 32  
    double y3; // offset 40  
    char   x4; // offset 48  
    double y4; // offset 56  
    char   x5; // offset 64 (65 bytes)  
}
```

```
struct A2 { // internal alignment  
    char   x1; // offset 0  
    char   x2; // offset 1  
    char   x3; // offset 2  
    char   x4; // offset 3  
    char   x5; // offset 4  
    double y1; // offset 8  
    double y2; // offset 16  
    double y3; // offset 24  
    double y4; // offset 32 (40 bytes)  
}
```

Considering an *array of structures* (AoS), there are two problems:

- We are wasting 40% of memory in the first case (A1)
- In common x64 processors the cache line is 64 bytes. For the first structure A1 , every access involves two cache line operations (2x slower)

External Structure Alignment and Padding

Considering the previous example for the structure `A2`, random loads from an array of structures `A2` leads to one or two cache line operations depending on the alignment at a specific index, e.g.

`index 0` → one cache line load

`index 1` → two cache line loads

It is possible to fix the structure alignment in two ways:

- The **memory padding** refers to introduce extra bytes at the end of the data structure to enforce the memory alignment
e.g. add a `char` array of size 24 to the structure `A2`
- **Align keyword or attribute** allows specifying the alignment requirement of a type or an object (next slide)

C++ allows specifying the alignment requirement in different ways:

- C++11 `alignas(N)` only for variable / struct declaration
- C++17 aligned `new` (e.g. `new int[2, N]`)
- Compiler Intrinsic only for variables / struct declaration
 - GCC/Clang: `__attribute__((aligned(N)))`
 - MSVC: `__declspec(align(N))`
- Compiler Intrinsic for dynamic pointer
 - GCC/Clang: `__builtin_assume_aligned(x)`
 - Intel: `__assume_aligned(x)`

```
struct alignas(16) A1 { // C++11
    int x, y;
};

struct __attribute__((aligned(16))) A2 { // compiler-specific attribute
    int x, y;
};

auto ptr1 = new int[100, 16]; // 16B alignment, C++17
auto ptr2 = new int[100];     // 4B alignment guarantee
auto ptr3 = __builtin_assume_aligned(ptr2, 16); // compiler-specific attribute
auto ptr4 = new A1[10];      // no alignment guarantee
```

Memory Prefetch

`__builtin_prefetch` is used to *minimize cache-miss latency* by moving data into a cache before it is accessed. It can be used not only for improving *spatial locality*, but also *temporal locality*

```
for (int i = 0; i < size; i++) {
    auto data = array[i];
    __builtin_prefetch(array + i + 1, 0, 1); // 2nd argument, '0' means read-only
                                           // 3th argument, '1' means
                                           // temporal locality=1, default=3
    // do some computation on 'data', e.g. CRC
}
```

Multi-Threading and Caches

The **CPU/threads affinity** controls how a process is mapped and executed over multiple cores (including sockets). It affects the process performance due to core-to-core communication and cache line invalidation overhead

Maximizing threads “*clustering*” on a single core can potentially lead to higher cache hits rate and faster communication. On the other hand, if the threads work independently/almost independently, namely they show high locality on their working set, mapping them to different cores can improve the performance

Arithmetic

- Instruction throughput greatly depends on processor model and characteristics
- Modern processors provide separated units for floating-point computation (FPU)
- *Addition, subtraction, and bitwise operations* are computed by the ALU and they have very similar throughput
- In modern processors, *multiplication* and *addition* are computed by the same hardware component for decreasing circuit area → multiplication and addition can be fused in a single operation `fma` (floating-point) and `mad` (integer)

- **32-bit integral vs. floating-point:** in general, integral types are faster, but it depends on the processor characteristics
- **32-bit types are faster than 64-bit types**
 - 64-bit integral types are slightly slower than 32-bit integral types. Modern processors widely support native 64-bit instructions for most operations, otherwise they require multiple operations
 - Single precision floating-points are up to three times faster than double precision floating-points
- **Small integral types are slower than 32-bit integer**, but they require less memory → cache/memory efficiency

- In modern architectures, arithmetic increment/decrement `++` / `--` has the same performance of `add` / `sub`
- **Prefer prefix operator** (`++var`) instead of the postfix operator (`var++`) *
- Use the arithmetic **compound operators** (`a += b`) instead of operators combined with assignment (`a = a + b`) *

* the compiler automatically applies such optimization whenever possible. This is not ensured for object types

- **Keep near constant values/variables** → the compiler can merge their values
- Some **unsigned** operations are faster than **signed** operations (deal with negative number), e.g. `x / 2`
- Prefer **logic operations** `||` to **bitwise operations** `|` to take advantage of short-circuiting

Integer Multiplication

Integer multiplication requires double the number of bits of the operands

```
// 32-bit platforms or knowledge that x, y are less than 232  
  
int f1(int x, int y) {  
    return x * y; // efficient but can overflow  
}  
  
int64_t f2(int64_t x, int64_t y) {  
    return x * y; // always correct but slow  
}  
  
int64_t f3(int x, int y) {  
    return x * static_cast<int64_t>(y); // correct and efficient!!  
}
```

Power-of-Two Multiplication/Division/Modulo

- Prefer shift for **power-of-two multiplications** ($a \ll b$) and **divisions** ($a \gg b$) only for run-time values *
- Prefer bitwise AND ($a \% b \rightarrow a \& (b - 1)$) for **power-of-two modulo operations** only for run-time values *
- **Constant multiplication and division** can be heavily optimized by the compiler, even for non-trivial values

* the compiler automatically applies such optimizations if b is known at compile-time. Bitwise operations make the code harder to read

Ideal divisors: when a division compiles down to just a multiplication

Conversion

From	To	Cost
Signed	Unsigned	no cost, bit representation is the same
Unsigned	Larger Unsigned	no cost, register extended
Signed	Larger Signed	1 clock-cycle, register + sign extended
Integer	Floating-point	4-16 clock-cycles Signed → Floating-point is faster than Unsigned → Floating-point (except AVX512 instruction set is enabled)
Floating-point	Integer	fast if SSE2, slow otherwise (50-100 clock-cycles)

Floating-Point Division

Multiplication is much faster than division*

not optimized:

```
// "value" is floating-point (dynamic)  
for (int i = 0; i < N; i++)  
    A[i] = B[i] / value;
```

optimized:

```
div = 1.0 / value;    // div is floating-point  
for (int i = 0; i < N; i++)  
    A[i] = B[i] * div;
```

* Multiplying by the inverse is not the same as the division
see lemire.me/blog/2019/03/12

Floating-Point FMA

Modern processors allow performing `a * b + c` in a single operation, called **fused multiply-add** (`std::fma` in C++11). This implies better performance and accuracy

CPU processors perform computations with a larger register size than the original data type (e.g. 48-bit for 32-bit floating-point) for performing this operation

Compiler behavior:

- GCC 9 and ICC 19 produce a single instruction for `std::fma` and for `a * b + c` with `-O3 -march=native`
- Clang 9 and MSVC 19.* produce a single instruction for `std::fma` but not for `a * b + c`

FMA: solve quadratic equation

FMA: extended precision addition and multiplication by constant

Compiler intrinsics are highly optimized functions directly provided by the compiler instead of external libraries

Advantages:

- Directly mapped to hardware functionalities if available
- Inline expansion
- Do not inhibit high-level optimizations and they are portable contrary to `asm` code

Drawbacks:

- Portability is limited to a specific compiler
- Some intrinsics do not work on all platforms
- The same intrinsics can be mapped to a non-optimal instruction sequence depending on the compiler

Most compilers provide intrinsics **bit-manipulation functions** for SSE4.2 or ABM (Advanced Bit Manipulation) instruction sets for Intel and AMD processors

GCC examples:

`__builtin_popcount(x)` count the number of one bits

`__builtin_clz(x)` (count leading zeros) counts the number of zero bits following the most significant one bit

`__builtin_ctz(x)` (count trailing zeros) counts the number of zero bits preceding the least significant one bit

`__builtin_ffs(x)` (find first set) index of the least significant one bit

- Compute integer `log2`

```
inline unsigned log2(unsigned x) {  
    return 31 - __builtin_clz(x);  
}
```

- Check if a number is a power of 2

```
inline bool is_power2(unsigned x) {  
    return __builtin_popcount(x) == 1;  
}
```

- Bit search and clear

```
inline int bit_search_clear(unsigned x) {  
    int pos = __builtin_ffs(x); // range [0, 31]  
    x      &= ~(1u << pos);  
    return pos;  
}
```

Example of intrinsic portability issue:

`__builtin_popcount()` GCC produces `__popcountdi2` instruction while Intel Compiler (ICC) produces 13 instructions

`_mm_popcnt_u32` GCC and ICC produce `popcnt` instruction, but it is available only for processor with support for SSE4.2 instruction set

More advanced usage

- Compute CRC: `_mm_crc32_u32`
- AES cryptography: `_mm256_aesenclast_epi128`
- Hash function: `_mm_sha256msg1_epu32`

Using intrinsic instructions is extremely dangerous if the target processor does not natively support such instructions

Example:

“If you run code that uses the intrinsic on hardware that doesn't support the `lzcnt` instruction, the results are unpredictable” - MSVC

on the contrary, GNU and clang `__builtin_*` instructions are always well-defined. The instruction is translated to a non-optimal operation sequence in the worst case

The instruction set support should be checked at *run-time* (e.g. with `__cpuid` function on MSVC), or, when available, by using compiler-time macro (e.g. `__AVX__`)

Automatic Compiler Function Transformation

`std::abs` can be recognized by the compiler and transformed to a hardware instruction

In a similar way, C++20 provides a portable and efficient way to express bit operations

`<bit>`

```
rotate left : std::rotr
rotate right : std::rotr
count leading zero : std::countl_zero
count leading one : std::countl_one
count trailing zero : std::countr_zero
count trailing one : std::countr_one
population count : std::popcount
```

Value in a Range

Checking if a non-negative value x is within a range $[A, B]$ can be optimized if $B > A$ (useful when the condition is repeated multiple times)

```
if (x >= A && x <= B)

// STEP 1: subtract A
if (x - A >= A - A && x - A <= B - A)
// -->
if (x - A >= 0 && x - A <= B - A) // B - A is precomputed

// STEP 2
// - convert "x - A >= 0" --> (unsigned) (x - A)
// - "B - A" is always positive
if ((unsigned) (x - A) <= (unsigned) (B - A))
```


Value in a Range Examples

Check if a value is an uppercase letter:

```
uint8_t x = ...
```

```
if (x >= 'A' && x <= 'Z')
```

```
...
```

→

```
uint8_t x = ...
```

```
if (x - 'A' <= 'Z')
```

```
...
```

A more general case:

```
int x = ...
```

```
if (x >= -10 && x <= 30)
```

```
...
```

→

```
int x = ...
```

```
if ((unsigned) (x + 10) <= 40)
```

```
...
```

The compiler applies this optimization only in some cases
(tested with GCC/Clang 9 -O3)

Lookup Table

Lookup table (LUT) is a *memoization* technique which allows replacing *runtime* computation with precomputed values

Example: a function that computes the logarithm base 10 of a number in the range [1-100]

```
template<int SIZE, typename Lambda>
constexpr std::array<float, SIZE> build(Lambda lambda) {
    std::array<float, SIZE> array{};
    for (int i = 0; i < SIZE; i++)
        array[i] = lambda(i);
    return array;
}

float log10(int value) {
    constexpr auto lambda = [](int i) { return std::log10f((float) i); };
    static constexpr auto table = build<100>(lambda);
    return table[value];
}
```

Collection of low-level implementations/optimization of common operations:

- **Bit Twiddling Hacks**

`graphics.stanford.edu/~seander/bithacks.html`

- **The Aggregate Magic Algorithms**

`aggregate.org/MAGIC`

- **Hackers Delight Book**

`www.hackersdelight.org`

The same instruction/operation may take different clock-cycles on different architectures/CPU type

- **Agner Fog - Instruction tables** (latencies, throughputs)

`www.agner.org/optimize/instruction_tables.pdf`

- **Latency, Throughput, and Port Usage Information**

`uops.info/table.html`

Control Flow

Computation is faster than decision

Pipelines are an essential element in modern processors. Some processors have up to 20 pipeline stages (14/16 typically)

The downside to long pipelines includes the danger of **pipeline stalls** that waste CPU time, and the time it takes to reload the pipeline on **conditional branch** operations (`if`, `while`, `for`)

- Prefer `switch` statements instead of multiple `if`
 - If the compiler does not use a jump-table, the cases are evaluated in order of appearance → the most frequent cases should be placed before
 - Some compilers (e.g. `clang`) are able to translate a sequence of `if` into a `switch`
- Prefer **square brackets** syntax `[]` over pointer arithmetic operations for array access to facilitate compiler loop optimizations (polyhedral loop transformations)
- Prefer **signed integer** for **loop indexing**. The compiler optimizes more aggressively such loops since integer overflow is not defined
- Prefer range-based loop for iterating over a container ¹

- In general, `if` statements affect performance when the branch is taken
- Some compilers (e.g. `clang`) use assertion for optimization purposes: most likely code path, not possible values, etc. ²
- Not all control flow instructions (or branches) are translated into `jump` instructions. If the code in the branch is small, the compiler could optimize it in a conditional instruction, e.g. `ccmovl`
Small code section can be optimized in different ways ³ (see next slides)

¹ Branch predictor: How many 'if's are too many?

² Andrei Alexandrescu

³ Is this a branch?

Minimize Branch Overhead

- **Branch prediction:** technique to guess which way a branch takes. It requires hardware support and it is generically based on dynamic history of code executing
- **Branch predication:** a conditional branch is substituted by a sequence of instructions from both paths of the branch. Only the instructions associated to a *predicate* (boolean value), that represents the direction of the branch, are actually executed

```
int x = (condition) ? A[i] : B[i];  
P = (condition) // P: predicate  
@P x = A[i];  
@!P x = B[i];
```

- **Speculative execution:** execute both sides of the conditional branch to better utilize the computer resources and commit the results associated to the branch taken

Loop Hoisting

Loop Hoisting, also called *loop-invariant code motion*, consists of moving statements or expressions outside the body of a loop *without affecting the semantics* of the program

Base case:

```
for (int i = 0; i < 100; i++)  
    a[i] = x + y;
```

Better:

```
v = x + y;  
for (int i = 0; i < 100; i++)  
    a[i] = v;
```

Loop hoisting is also important in the evaluation of loop conditions

Base case:

```
// "x" never changes  
for (int i = 0; i < f(x); i++)  
    a[i] = y;
```

Better:

```
int limit = f(x);  
for (int i = 0; i < limit; i++)  
    a[i] = y;
```

In the worst case, `f(x)` is evaluated at every iteration (especially when it belongs to another translation unit)

Loop unrolling (or **unwinding**) is a loop transformation technique which optimizes the code by removing (or reducing) loop iterations

The optimization produces better code at the expense of binary size

Example:

```
for (int i = 0; i < N; i++)  
    sum += A[i];
```

can be rewritten as:

```
for (int i = 0; i < N; i += 8) {  
    sum += A[i];  
    sum += A[i + 1];  
    sum += A[i + 2];  
    sum += A[i + 3];  
    ...  
} // we suppose N is a multiple of 8
```

Loop unrolling can make your code better/faster:

- + Improve instruction-level parallelism (ILP)
- + Allow vector (SIMD) instructions
- + Reduce control instructions and branches

Loop unrolling can make your code worse/slower:

- Increase compile-time/binary size
- Require more instruction decoding
- Use more memory and instruction cache

Unroll directive The Intel, IBM, and clang compilers (but not GCC) provide the preprocessing directive `#pragma unroll` (to insert above the loop) to force loop unrolling. The compiler already applies the optimization in most cases

Branch Hints - `[[likely]]` / `[[unlikely]]`

C++20 `[[likely]]` and `[[unlikely]]` provide a hint to the compiler to optimize a conditional statement, such as `while`, `for`, `if`

```
for (i = 0; i < 300; i++) {  
    [[unlikely]] if (rand() < 10)  
        return false;  
}
```

```
switch (value) {  
    [[likely]] case 'A': return 2;  
    [[unlikely]] case 'B': return 4;  
}
```

Compiler Hints - `[[assume]]`

C++23 allows defining an *assumption* in the code that is always true

```
int x = ...;
[[assume(x > 0)]]; // the compiler assume that 'x' is positive

int y = x / 2;    // the operation is translated in a single shift as for
                  // the unsigned case
```

Compilers provide non-portable instructions for previous C++ standards:


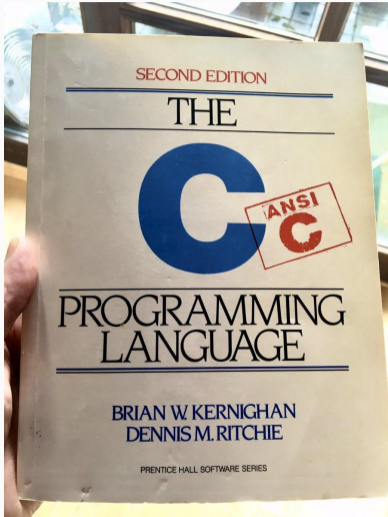
`__builtin_assume()` (clang), `__builtin_unreachable()` (gcc), `__assume()`
(msvc, icc)

C++23 also provides `std::unreachable()` (`<utility>`) for marking unreachable code

Avoid run-time recursion (very expensive). Prefer *iterative* algorithms instead

Recursion cost: The program must store all variables (snapshot) at each recursion iteration on the stack, and remove them when the control return to the caller instance

The **tail recursion** optimization avoids maintaining caller stack and pass the control to the next iteration. The optimization is possible only if all computation can be executed before the recursive call



Functions

Function Call Cost

Function call methods:

Direct Function address is known at compile-time

Indirect Function address is known only at run-time

Inline The function code is fused in the caller code

Function call cost:

- The caller pushes the arguments on the stack in reverse order
- Jump to function address
- The caller clears (pop) the stack
- The function pushes the return value on the stack
- Jump to the caller address

pass by-value Small data types ($\leq 8/16$ bytes)
The data are copied into registers, instead of stack
It avoids aliasing performance issues

pass by-pointer Introduces one level of indirection
They should be used only for raw pointers (potentially NULL)

pass by-reference *May not* introduce one level of indirection if related in the same translation unit/LTO
pass-by-reference is more efficient than pass-by-pointer as it facilitates variable elimination by the compiler, and the function code does not require checking for NULL pointer

For *active* objects with non-trivial copy constructor or destructor:

by-value Could be very expensive, and hard to optimize

by-pointer/reference Prefer pass-by-`const`-pointer/reference

`const` function member overloading can also be cheaper

For *passive* objects with trivial copy constructor *and* destructor:

by-value/by-reference Most compilers optimize **pass by-value** with **pass by-reference** and **the opposite case** for *passive* data structures if related to the same translation unit/LTO

by-const-value Always produce the optimal code if applied in the same translation unit/LTO. It is converted to `pass-by-const ref` if needed

In general, it should be avoided for as it does not change the function signature

by-value Doesn't always produce the optimal code for large data structures

by-reference Could introduce a level of indirection

Function Optimizations

- *Keep small the number of function parameters.* The parameters can be passed by using the registers instead filling and emptying the stack
- Consider *combining several function parameters* in a structure
- `const` modifier applied to pointers and references *does not produce better code* in most cases, but it is useful for ensuring read-only accesses

Some compilers provide additional attributes to optimize function calls

- `__attribute__((pure))` attribute (Clang, GCC) specifies that a function has no side effects on its parameters or program state (external global references)
- `__attribute__((const))` attribute (Clang, GCC) specifies that a function doesn't depend (read) on external global references

inline

`inline` specifier for optimization purposes is just a hint for the compiler that increases the heuristic threshold for **inlining**, namely copying the function body where it is called

```
inline void f() { ... }
```

- the compiler can ignore the hint
- *inlined* functions increase the binary size because they are expanded in-place for every function call

Compilers have different heuristics for function inlining

- Number of lines (even comments: How new-lines affect the Linux kernel performance)
- Number of assembly instructions
- Inlining depth (recursive)

GCC/Clang extensions allow to *force* inline/non-inline functions:

```
__attribute__((always_inline)) void f() { ... }  
__attribute__((noinline))      void f() { ... }
```

-
- An Inline Function is As Fast As a Macro
 - Inlining Decisions in Visual Studio

The compiler can *inline* a function only if it is independent from external references

- A function with *internal linkage* is not visible outside the current translation unit, so it can be aggressively *inlined*
- On the other hand, *external linkage* doesn't prevent function inlining if the function body is visible in a translation unit. In this situation, the compiler can duplicate the function code if it determines that there are no external references

Symbol Visibility

All compilers, except MSVC, export all function symbols → slow, the symbols can be used in other translation units

Alternatives:

- Use `static` functions
- Use `anonymous namespace` (functions and classes)
- Use GNU extension (also clang) `__attribute__((visibility("hidden")))`

Consider the following example:

```
// suppose f() is not inline
void f(int* input, int size, int* output) {
    for (int i = 0; i < size; i++)
        output[i] = input[i];
}
```

- The compiler cannot *unroll* the loop (sequential execution, no ILP) because `output` and `input` pointers can be **aliased**, e.g. `output = input + 1`
- The aliasing problem is even worse for more complex code and *inhibits all kinds of optimization* including code re-ordering, vectorization, common sub-expression elimination, etc.

Most compilers (included GCC/Clang/MSVC) provide **restricted pointers** (`__restrict`) so that the programmer asserts that the pointers are not aliased

```
void f(int* __restrict input,
      int      size,
      int* __restrict output) {
    for (int i = 0; i < size; i++)
        output[i] = input[i];
}
```

Potential benefits:

- Instruction-level parallelism
- Less instructions executed
- Merge common sub-expressions

Benchmarking matrix multiplication

```
void matrix_mul_v1(const int* A,  
                  const int* B,  
                  int      N,  
                  int*     C) {
```

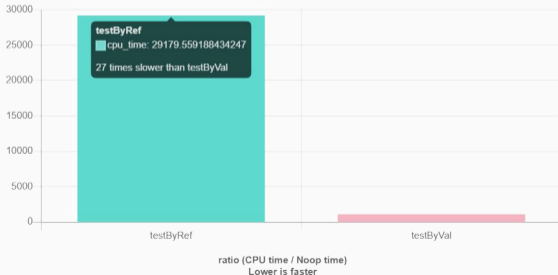
```
void matrix_mul_v2(const int* __restrict A,  
                  const int* __restrict B,  
                  int      N,  
                  int*     __restrict C) {
```

Optimization	-01	-02	-03
v1	1,030 ms	777 ms	777 ms
v2	513 ms	510 ms	761 ms
Speedup	2.0x	1.5x	1.02x

```
void foo(std::vector<double>& v, const double& coeff) {  
    for (auto& item : v) item *= std::sinh(coeff);  
}
```

vs.

```
void foo(std::vector<double>& v, double coeff) {  
    for (auto& item : v) item *= std::sinh(coeff);  
}
```



Object-Oriented Programming

Variable/Object Scope

Declare local variable in the innermost scope

- the compiler can more likely fit them into registers instead of stack
- it improves readability

Wrong:

```
int i, x;
for (i = 0; i < N; i++) {
    x    = value * 5;
    sum += x;
}
```

Correct:

```
for (int i = 0; i < N; i++) {
    int x    = value * 5;
    sum    += x;
}
```

- C++17 allows local variable initialization in `if` and `while` statements, while C++20 introduces them for in *range-based loops*

Variable/Object Scope

Exception! Built-in type variables and passive structures should be placed in the innermost loop, while objects with constructors should be placed outside loops

```
for (int i = 0; i < N; i++) {  
    std::string str("prefix_");  
    std::cout << str + value[i];  
} // str call CTOR/DTOR N times
```

```
std::string str("prefix_");  
for (int i = 0; i < N; i++) {  
    std::cout << str + value[i];  
}
```

Object Optimizations

- Prefer **direct initialization** and *full object constructor* instead of two-step initialization (also for variables)
- Prefer **move semantic** instead of *copy constructor*. Mark *copy constructor* as `=delete` (sometimes it is hard to see, e.g. implicit)
- Use `static` for all members that do not use instance member (avoid passing `this` pointer)
- If the object semantic is *trivially copyable*, ensure **defaulted** `= default` *default/copy constructors* and *assignment operators* to enable vectorization

Object Dynamic Behavior Optimizations

- **Virtual calls** are slower than standard functions
 - Virtual calls prevent any kind of optimizations as function lookup is at runtime (loop transformation, vectorization, etc.)
 - Virtual call overhead is up to 20%-50% for function that can be inlined
- Mark `final` all `virtual` functions that are not overridden
- Avoid dynamic operations `dynamic_cast`

-
- The Hidden Performance Price of Virtual Functions
 - Investigating the Performance Overhead of C++ Exceptions

Object Operation Optimizations

- Minimize multiple `+` operations between objects to avoid temporary storage
- Prefer `x += obj`, instead of `x = x + obj` → avoid the object copy
- Prefer `++obj` / `--obj` (return `&obj`), instead of `obj++`, `obj--` (copy and return old `obj`)

Object Implicit Conversion

```
struct A { // big object
    int array[10000];
};
struct B {
    int array[10000];

    B() = default;

    B(const A& a) { // user-defined constructor
        std::copy(a.array, a.array + 10000, array);
    }
};
//-----
void f(const B& b) {}

A a;
B b;
f(b); // no cost
f(a); // very costly!! implicit conversion
```

Std Library and Other Language Aspects

- Avoid old C library routines such as `qsort`, `bsearch`, etc. Prefer `std::sort`, `std::binary_search` instead
 - `std::sort` is based on a hybrid sorting algorithm. Quick-sort / head-sort (introsort), merge-sort / insertion, etc. depending on the std implementation
 - Prefer `std::find()` for small array, `std::lower_bound`, `std::upper_bound`, `std::binary_search` for large sorted array

Function Optimizations

- `std::fill` applies `memset` and `std::copy` applies `memcpy` if the input/output are continuous in memory
- Use the same type for initialization in functions like `std::accumulate()`, `std::fill`

```
auto array = new int[size];  
...  
auto sum = std::accumulate(array, array + size, 0u);  
// 0u != 0 → conversion at each step  
  
std::fill(array, array + size, 0u);  
// it is not translated into memset
```

Containers

- Use `std` container member functions (e.g. `obj.find()`) instead of external ones (e.g. `std::find()`). Example: `std::set` $O(\log(n))$ vs. $O(n)$
- Be aware of container properties, e.g. `vector.push_vector(v)`, instead of `vector.insert(vector.begin(), value)` → entire copy of all vector elements
- Set `std::vector` size during the object construction (or use the `reserve()` method) if the number of elements to insert is known in advance → every implicit resize is equivalent to a copy of all vector elements
- Consider *unordered* containers instead of the standard one, e.g. `unordered_map` vs. `map`
- Prefer `std::array` instead of dynamic heap allocation

Critics to Standard Template Library (STL)

- Platform/Compiler-dependent implementation
- Execution order and results across platforms
- Debugging is hard
- Complex interaction with custom memory allocators
- Error handling based on exceptions is non-transparent
- Binary bloat
- Compile time (see C++ Compile Health Watchdog, and STL Explorer)

Other Language Aspects

- Prefer `lambda` expression (or `function object`) instead of `std::function` or function pointers
- Avoid dynamic operations: **exceptions** (and use `noexcept`), **smart pointer** (e.g. `std::unique_ptr`)
- Use `noexcept` decorator → program is aborted if an error occurred instead of raising an exception. see
Bitcoin: 9% less memory: `make SaltedOutpointHasher noexcept`