

Modern C++ Programming

2. BASIC CONCEPTS I FUNDAMENTAL TYPES

Federico Busato

2023-11-16

1 Preparation

- What compiler should I use?
- What editor/IDE compiler should I use?
- How to compile?

2 Hello World

- I/O Stream

3 Fundamental Types Overview

- Arithmetic Types
- Arithmetic Types - Suffix and Prefix
- Non-Standard Arithmetic Types
- void Type
- `nullptr`

4 Conversion Rules

5 auto Declaration

6 C++ Operators

- Operators Precedence
- Prefix/Postfix Increment/Decrement Semantic
- Assignment, Compound, and Comma Operators
- Spaceship Operator `<=>` ★
- Safe Comparison Operators ★

Preparation

What Compiler Should I Use?

Most popular compilers:

- Microsoft Visual Code (**MSVC**) is the compiler offered by Microsoft
- The GNU Compiler Collection (**GCC**) contains the most popular C++ Linux compiler
- **Clang** is a C++ compiler based on LLVM Infrastructure available for Linux/Windows/Apple (default) platforms

Suggested compiler on Linux for beginner: **Clang**

- Comparable performance with GCC/MSVC and low memory usage
- Expressive diagnostics (examples and propose corrections)
- Strict C++ compliance. GCC/MSVC compatibility (inverse direction is not ensured)
- Includes very useful tools: memory sanitizer, static code analyzer, automatic formatting, linter, etc.

Install the Compiler on Linux

Install the last gcc/g++ (v11) (v12 on Ubuntu 22.04)

```
$ sudo add-apt-repository ppa:ubuntu-toolchain-r/test
$ sudo apt update
$ sudo apt install gcc-11 g++-11
$ gcc-11 --version
```

Install the last clang/clang++ (v16)

```
$ bash -c "$(wget -O - https://apt.llvm.org/llvm.sh)"
$ wget https://apt.llvm.org/llvm.sh
$ chmod +x llvm.sh
$ sudo ./llvm.sh 16
$ clang++ --version
```

Install the Compiler on Windows

Microsoft Visual Studio

- Direct Installer: Visual Studio Community 2022

Clang on Windows

Two ways:

- Windows Subsystem for Linux (WSL)
 - Run → optionalfeatures
 - Select Windows Subsystem for Linux, Hyper-V, Virtual Machine Platform
 - Run → ms-windows-store: → Search and install Ubuntu 22.04 LTS
- Clang + MSVC Build Tools
 - Download Build Tools per Visual Studio
 - Install Desktop development with C++

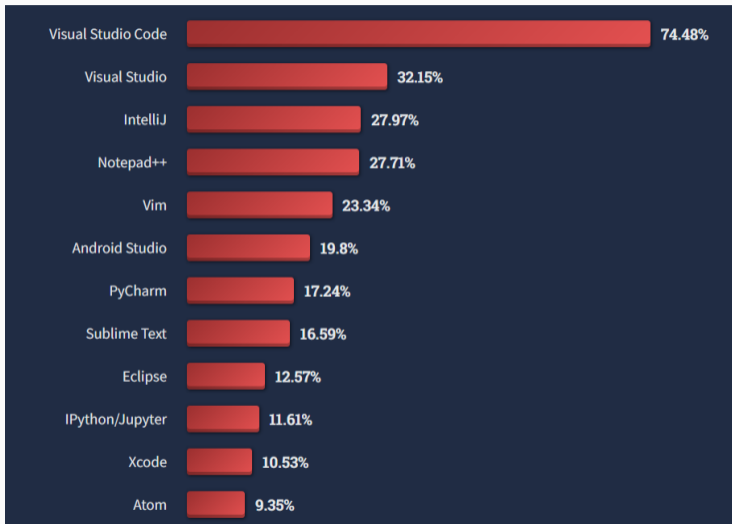
Popular C++ IDE (Integrated Development Environment):

- **Microsoft Visual Studio** (MSVC) ([link](#)). Most popular IDE for Windows
- **Clion** ([link](#)). (free for student). Powerful IDE with a lot of options
- **QT-Creator** ([link](#)). Fast (written in C++), simple
- **XCode**. Default on Mac OS
- **Cevelop** (Eclipse) ([link](#))

Standalone editors for coding (multi-platform):

- **Microsoft Visual Studio Code** (VSCode) ([link](#))
- **Sublime Text editor** ([link](#)), written in C++
- **Vim**. Powerful, but needs expertise

Not suggested: Notepad, Gedit, and other similar editors (lack of support for programming)



How to Compile?

Compile C++11, C++14, C++17, C++20 programs:

```
g++ -std=c++11 <program.cpp> -o program
g++ -std=c++14 <program.cpp> -o program
g++ -std=c++17 <program.cpp> -o program
g++ -std=c++20 <program.cpp> -o program
```

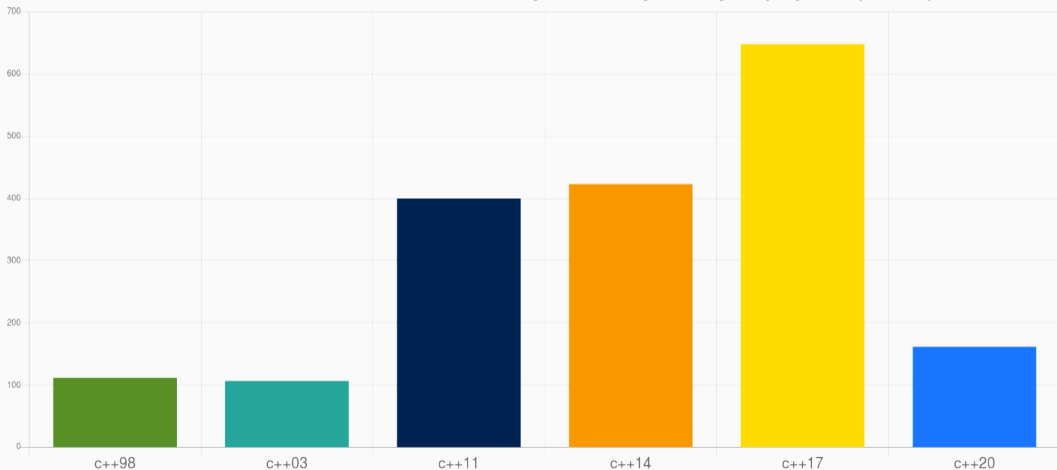
Any C++ standard is backward compatible

C++ is also backward compatible with C, even for very old code, except if it contains C++ keywords (new, template, class, typename, etc.)

We can potentially compile a pure C program in C++20

Compiler	C++11		C++14		C++17		C++20	
	Core	Library	Core	Library	Core	Library	Core	Library
g++	4.8.1	5.1	5.1	5.1	7.1	9.0	11+	11+
clang++	3.3	3.3	3.4	3.5	5.0	11.0	12+	14+
MSVC	19.0	19.0	19.10	19.0	19.15	19.15	19.29+	19.29

Meeting C++ Community Survey
Results for 2020 - Which C++ Standards do you currently use in your projects? (n=1030)



Hello World

C code with `printf` :

```
#include <stdio.h>

int main() {
    printf("Hello World!\n");
}
```

`printf`

prints on standard output

C++ code with `streams` :

```
#include <iostream>

int main() {
    std::cout << "Hello World!\n";
}
```

`cout`

represent the standard output stream

The previous example can be written with the global `std` namespace:

```
#include <iostream>
using namespace std;

int main() {
    cout << "Hello World!\n";
}
```

Note: For sake of space and for improving the readability, we intentionally omit the `std` namespace in the next slides

`std::cout` is an example of *output* stream. Data is redirected to a destination, in this case the destination is the standard output

C:

```
#include <stdio.h>
int main() {
    int    a    = 4;
    double b    = 3.0;
    char   c[]  = "hello";
    printf("%d %f %s\n", a, b, c);
}
```

C++:

```
#include <iostream>
int main() {
    int    a    = 4;
    double b    = 3.0;
    char   c[]  = "hello";
    std::cout << a << " " << b << " " << c << "\n";
}
```

- **Type-safe:** The type of object provided to the I/O stream is known statically by the compiler. In contrast, `printf` uses `%` fields to figure out the types dynamically
- **Less error prone:** With IO Stream, there are no redundant `%` tokens that have to be consistent with the actual objects pass to I/O stream. Removing redundancy removes a class of errors
- **Extensible:** The C++ IO Stream mechanism allows new user-defined types to be pass to I/O stream without breaking existing code
- **Comparable performance:** If used correctly may be faster than C I/O (`printf`, `scanf`, etc.) .

- Forget the number of parameters:

```
printf("long phrase %d long phrase %d", 3);
```

- Use the wrong format:

```
int a = 3;  
...many lines of code...  
printf(" %f", a);
```

- The `%c` conversion specifier does not automatically skip any leading white space:

```
scanf("%d", &var1);  
scanf(" %c", &var2);
```

Fundamental Types

Overview

Arithmetic Types - Integral

Native Type	Bytes	Range	Fixed width types
			<stdint.h>
bool	1	true, false	
char †	1	implementation defined	
signed char	1	-128 to 127	int8_t
unsigned char	1	0 to 255	uint8_t
short	2	-2^{15} to $2^{15}-1$	int16_t
unsigned short	2	0 to $2^{16}-1$	uint16_t
int	4	-2^{31} to $2^{31}-1$	int32_t
unsigned int	4	0 to $2^{32}-1$	uint32_t
long int	4/8		int32_t/int64_t
long unsigned int	4/8*		uint32_t/uint64_t
long long int	8	-2^{63} to $2^{63}-1$	int64_t
long long unsigned int	8	0 to $2^{64}-1$	uint64_t

* 4 bytes on Windows64 systems, † signed/unsigned, two-complement from C++11

Arithmetic Types - Floating-Point

Native Type	IEEE	Bytes	Range	Fixed width types C++23 <code><stdfloat></code>
(bfloat16)	N	2	$\pm 1.18 \times 10^{-38}$ to $\pm 3.4 \times 10^{+38}$	<code>std::bfloat16_t</code>
(float16)	Y	2	0.00006 to 65,536	<code>std::float16_t</code>
float	Y	4	$\pm 1.18 \times 10^{-38}$ to $\pm 3.4 \times 10^{+38}$	<code>std::float32_t</code>
double	Y	8	$\pm 2.23 \times 10^{-308}$ to $\pm 1.8 \times 10^{+308}$	<code>std::float64_t</code>

Arithmetic Types - Short Name

Signed Type	short name
signed char	/
signed short int	short
signed int	int
signed long int	long
signed long long int	long long

Unsigned Type	short name
unsigned char	/
unsigned short int	unsigned short
unsigned int	unsigned
unsigned long int	unsigned long
unsigned long long int	unsigned long long

Arithmetic Types - Suffix (Literals)

Type	SUFFIX	Example	Notes
<code>int</code>	<code>/</code>	<code>2</code>	
<code>unsigned int</code>	<code>u, U</code>	<code>3u</code>	
<code>long int</code>	<code>l, L</code>	<code>8L</code>	
<code>long unsigned</code>	<code>ul, UL</code>	<code>2ul</code>	
<code>long long int</code>	<code>ll, LL</code>	<code>4ll</code>	
<code>long long unsigned int</code>	<code>ull, ULL</code>	<code>7ULL</code>	
<code>float</code>	<code>f, F</code>	<code>3.0f</code>	only decimal numbers
<code>double</code>		<code>3.0</code>	only decimal numbers

C++23 Type	SUFFIX	Example	Notes
<code>std::bfloat16_t</code>	<code>bf16, BF16</code>	<code>3.0bf16</code>	only decimal numbers
<code>std::float16_t</code>	<code>f16, F16</code>	<code>3.0f16</code>	only decimal numbers
<code>std::float32_t</code>	<code>f32, F32</code>	<code>3.0f32</code>	only decimal numbers
<code>std::float64_t</code>	<code>f64, F64</code>	<code>3.0f64</code>	only decimal numbers
<code>std::float128_t</code>	<code>f128, F128</code>	<code>3.0f128</code>	only decimal numbers

Arithmetic Types - Prefix (Literals)

Representation	PREFIX	Example
Binary C++14	0b	0b010101
Octal	0	0308
Hexadecimal	0x or 0X	0xFFA010

C++14 also allows *digit separators* for improving the readability `1'000'000`

Other Arithmetic Types

- C++ also provides `long double` (no IEEE-754) of size 8/12/16 bytes depending on the implementation
- Reduced precision floating-point supports before C++23:
 - Some compilers provide support for *half* (16-bit floating-point) (GCC for ARM: `__fp16`, LLVM compiler: `half`)
 - Some modern CPUs and GPUs provide *half* instructions
 - Software support: OpenGL, Photoshop, Lightroom, `half.sourceforge.net`
- C++ does not provide **128-bit integers** even if some architectures support it. `clang` and `gcc` allow 128-bit integers as compiler extension (`__int128`)

void Type

`void` is an incomplete type (not defined) without a value

- `void` indicates also a function with no return type or no parameters
e.g. `void f()`, `f(void)`
- In C `sizeof(void) == 1` (GCC), while in C++ `sizeof(void)` does not compile!!

```
int main() {  
    // sizeof(void); // compile error  
}
```

nullptr Keyword

C++11 introduces the new keyword `nullptr` to represent a null pointer (`0x0`) and replacing the `NULL` macro

```
int* p1 = NULL;      // ok, equal to int* p1 = 0l
int* p2 = nullptr;  // ok, nullptr is a pointer not a number

int n1 = NULL;      // ok, we are assigning 0 to n1
// int n2 = nullptr; // compile error we are assigning
//                               a null pointer to an integer variable

// int* p2 = true ? 0 : nullptr; // compile error
//                               // incompatible types
```

Remember: `nullptr` is not a pointer, but an object of type `nullptr_t` → safer

Fundamental Types Summary

The *fundamental types*, also called *primitive* or *built-in*, are organized into three main categories:

- Integers
- Floating-points
- `void`, `nullptr`

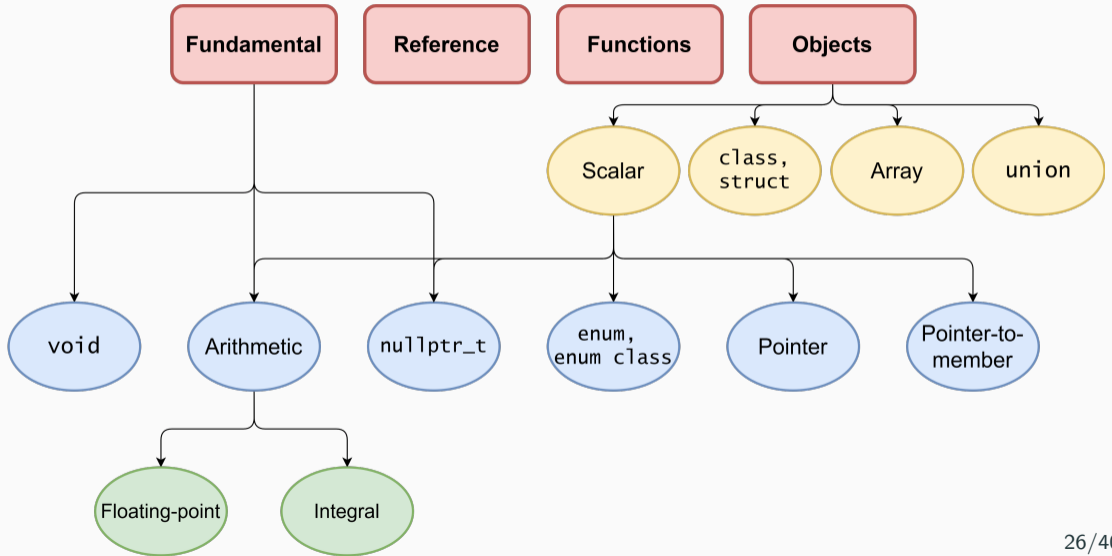
Any other entity in C++ is

- an *alias* to the correct type depending to the context and the architectures
- a *composition* of builtin types: `struct/class`, `array`, `union`

en.cppreference.com/w/cpp/language/types

en.cppreference.com/w/cpp/types/integer

C++ Types Summary



Conversion Rules

Conversion Rules

Implicit type conversion rules, applied in order, before any operation:

⊗: any operation (*, +, /, -, %, etc.)

(A) Floating point promotion

`floating_type` ⊗ `integer_type` → `floating_type`

(B) Implicit integer promotion

`small_integral_type` := any signed/unsigned integral type smaller than `int`

`small_integral_type` ⊗ `small_integral_type` → `int`

(C) Size promotion

`small_type` ⊗ `large_type` → `large_type`

(D) Sign promotion

`signed_type` ⊗ `unsigned_type` → `unsigned_type`

Examples and Common Errors

```
float    f = 1.0f;
unsigned u = 2;
int      i = 3;
short    s = 4;
uint8_t  c = 5; // unsigned char

f * u; // float × unsigned → float: 2.0f
s * c; // short × unsigned char → int: 20
u * i; // unsigned × int → unsigned: 6u
+c;    // unsigned char → int: 5
```

Integers are not floating points!

```
int  b = 7;
float a = b / 2; // a = 3 not 3.5!!
int  c = b / 2.0; // again c = 3 not 3.5!!
```

Implicit Promotion

Integral data types smaller than 32-bit are *implicitly* promoted to `int`, independently if they are *signed* or *unsigned*

- Unary `+`, `-`, `~` and Binary `+`, `-`, `&`, `etc.` promotion:

```
char a = 48;      // '0'
cout << a;        // print '0'
cout << +a;       // print '48'
cout << (a + 0);  // print '48'

uint8_t a1 = 255;
uint8_t b1 = 255;
cout << (a1 + b1); // print '510' (no overflow)
```

auto Declaration

C++11 The `auto` keyword specifies that the type of the variable will be automatically deduced by the compiler (from its initializer)

```
auto a = 1 + 2;    // 1 is int, 2 is int, 1 + 2 is int!  
//    -> 'a' is "int"  
auto b = 1 + 2.0; // 1 is int, 2.0 is double. 1 + 2.0 is double  
//    -> 'b' is "double"
```

`auto` can be very useful for maintainability and for hiding complex type definitions

```
for (auto i = k; i < size; i++)  
    ...
```

On the other hand, it may make the code less readable if excessively used because of type hiding

Example: `auto x = 0;` in general makes no sense (`x` is `int`)

In C++11/C++14, `auto` (as well as `decltype`) can be used to define function output types

```
auto g(int x) -> int { return x * 2; } // C++11
// "-> int" is the deduction type
// a better way to express it is:

auto g2(int x) -> decltype(x * 2) { return x * 2; } // C++11

auto h(int x) { return x * 2; } // C++14

//-----

int x = g(3); // C++11
```

In C++20, `auto` can be also used to define function input

```
void f(auto x) {}  
// equivalent to templates but less expensive at compile-time  
  
//-----  
  
f(3);    // 'x' is int  
f(3.0); // 'x' is double
```

C++ Operators

Precedence	Operator	Description	Associativity
1	a++ a--	Suffix/postfix increment and decrement	Left-to-right
2	+a -a ++a --a ! ~	Prefix increment/decrement, Logical/Bitwise Not	Right-to-left
3	a*b a/b a%b	Multiplication, division, and remainder	Left-to-right
4	a+b a-b	Addition and subtraction	Left-to-right
5	<< >>	Bitwise left shift and right shift	Left-to-right
6	< <= > >=	Relational operators	Left-to-right
7	== !=	Equality operators	Left-to-right
8	&	Bitwise AND	Left-to-right
9	^	Bitwise XOR	Left-to-right
10		Bitwise OR	Left-to-right
11	&&	Logical AND	Left-to-right
12		Logical OR	Left-to-right
13	+= -= *= /= %= <<= >>= &= ^= =	Compound	Right-to-left

- **Unary** operators have higher precedence than **binary operators**
- **Standard math operators** (+, *, etc.) have higher precedence than **comparison, bitwise, and logic** operators
- **Comparison** operators have higher precedence than **bitwise and logic operators**
- **Bitwise** operators have higher precedence than **logic** operators
- **Compound assignment** operators += , -= , *= , /= , %= , ^= , != , &= , >>= , <<= have lower priority
- The **comma** operator has the lowest precedence (see next slides)

Examples:

```
a + b * 4;           // a + (b * 4)
```

```
a * b / c % d;      // ((a * b) / c) % d
```

```
a + b < 3 >> 4;     // (a + b) < (3 >> 4)
```

```
a && b && c || d;     // (a && b && c) || d
```

```
a | b & c || e && d; // ((a | (b & c)) || (e && d))
```

Important: sometimes parenthesis can make expression worldly... but they can help!

Prefix/Postfix Increment Semantic

Prefix Increment/Decrement `++i` , `--i`

- (1) Update the value
- (2) Return the new (updated) value

Postfix Increment/Decrement `i++` , `i--`

- (1) Save the old value (temporary)
- (2) Update the value
- (3) Return the old (original) value

Prefix/Postfix increment/decrement semantic applies not only to built-in types but also to objects

Operation Ordering Undefined Behavior ★

Expressions with undefined (implementation-defined) behavior:

```
int i = 0;
i = ++i + 2;      // until C++11: undefined behavior
                  // since C++11: i = 3

i = 0;
i = i++ + 2;     // until C++17: undefined behavior
                  // since C++17: i = 3

f(i = 2, i = 1); // until C++17: undefined behavior
                  // since C++17: i = 2

i = 0;
a[i] = i++;      // until C++17: undefined behavior
                  // since C++17: a[1] = 1

f(++i, ++i);     // undefined behavior
i = ++i + i++;   // undefined behavior
```

Assignment, Compound, and Comma Operators

Assignment and **compound assignment** operators have *right-to-left associativity* and their expressions return the assigned value

```
int y = 2;
int x = y = 3; // y=3, then x=3
              // the same of x = (y = 3)
if (x = 4)    // assign x=4 and evaluate to true
```

The **comma** operator has *left-to-right associativity*. It evaluates the left expression, discards its result, and returns the right expression

```
int a = 5, b = 7;
int x = (3, 4); // discards 3, then x=4
int y = 0;
int z;
z = y, x;      // z=y (0), then returns x (4)
```

Spaceship Operator `<=>` ★

C++20 provides the **three-way comparison operator** `<=>`, also called *spaceship operator*, which allows comparing two objects in a similar way of `strcmp`. The operator returns an object that can be directly compared with a positive, 0, or negative integer value

```
(3 <=> 5)      == 0; // false
('a' <=> 'a') == 0; // true

(3 <=> 5)      < 0; // true
(7 <=> 5)      < 0; // false
```

The semantic of the *spaceship operator* can be extended to any object (see next lectures) and can greatly simplify the comparison operators overloading

Safe Comparison Operators ★

C++20 introduces a set of functions `<utility>` to safely compare integers of different types (signed, unsigned)

```
bool cmp_equal(T1 a, T2 b)
bool cmp_not_equal(T1 a, T2 b)
bool cmp_less(T1 a, T2 b)
bool cmp_greater(T1 a, T2 b)
bool cmp_less_equal(T1 a, T2 b)
bool cmp_greater_equal(T1 a, T2 b)
```

example:

```
#include <utility>
unsigned a = 4;
int      b = -3;
bool     v1 = (a > b);           // false!!!, see next slides
bool     v2 = std::cmp_greater(a, b); // true
```