

Modern C++ Programming

8. CONTAINERS, ITERATORS, AND ALGORITHMS

Federico Busato

University of Verona, Dept. of Computer Science
2018, v1.0



Agenda

- **Containers and Iterators**
- **Sequence Containers**
 - `std::array`
 - `std::vector`
 - `std::deque`
 - `std::list`
 - `std::forward_list`
 - Operations and complexity
- **Associative Containers**
 - `std::set`, `std::map`, etc.
 - Operations and complexity
- **Container Adaptors**
 - Methods
- **Implement a Custom Iterator**
 - Iterator semantic
 - Implementation example
- **Iterator Utility Methods**
 - Iterator operations
 - Range access methods
 - Iterator traits
- **Algorithms Library**
 - Implementation example
- **Lambda Expressions**
 - Capture list
 - Capture list and classes
 - `mutable`

Containers and Iterators

Containers and Iterators

Definition (Container)

A **container** is a class, a data structure, or an abstract data type, whose instances are collections of other objects

Containers store objects in an organized way that follows specific access rules

Definition (Iterator)

An **iterator** is an object that enables a programmer to traverse a container

- An iterator performs traversal and also gives access to data elements in a container
- Iterator is a generalized pointer identifying a position in a container
- **C++ Standard Template Library (STL)** is strongly based on containers and iterators

Iterator Concept

Iterator Objects support a subset of the following operations:

- Read `*it`
- Write `*it =`
- Increment `it++`, Decrement `it--`
- Comparison `it1 < it2`
- Random access `it + 4`, `it[2]`

Iterators are a generalization of pointers. Pointers support all iterator operations

STL containers provide the following methods to get iterator objects:

- `begin()` returns an iterator pointing to the first element of the container
- `end()` returns an iterator pointing to the end of the container (i.e. the element after the last element)

Container (Reasons to use Standard Containers)

- STL containers eliminate redundancy, and save time avoiding to write your own code (productivity)
- STL containers are implemented correctly, and they do not need to spend time to debug (reliability)
- STL containers are well-implemented and fast
- STL containers do not require external libraries
- STL containers share common interfaces, making it simple to utilize different containers without looking up member function definitions
- STL containers are well-documented and easily understood by other developers, improving the understandability and maintainability
- STL containers are thread safe. Sharing objects across threads preserve the consistency of the container

Container (Properties)

C++ Standard Template Library (STL) Containers have the following properties:

- Default constructor
- Destructor
- Copy constructor and assignment (deep copy)
- Iterator methods `begin()`, `end()`
- Support `std::swap`
- Content-based and order equality (`==`, `!=`)
- Lexicographic order comparison (`>`, `>=`, `<`, `<=`)
- `size()` *, `empty()`, and `max_size()` methods

* except for `std::forward_list`

Sequence Containers

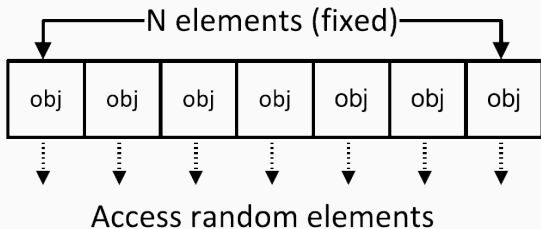
Sequence containers are used for data structures that store objects of the same type in a linear manner

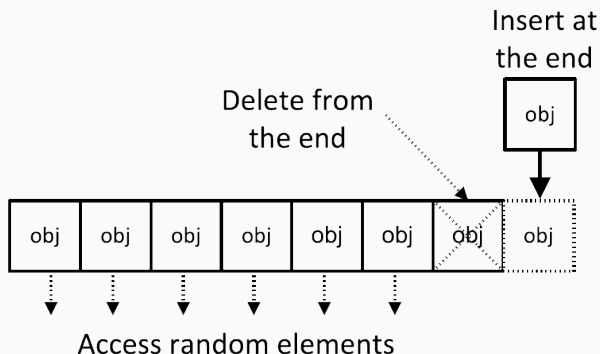
The *STL Sequence Container* types are:

- `std::array` provides a *static* contiguous array (on stack)
- `std::vector` provides a *dynamic* contiguous array
- `std::list` provides a *double-linked list*
- `std::deque` provides a *double-ended queue*
- `std::forward_list` provides a *single-linked list*

While `std::string` is not included in most container lists, it *does* in fact meet the requirements of a Sequence Container

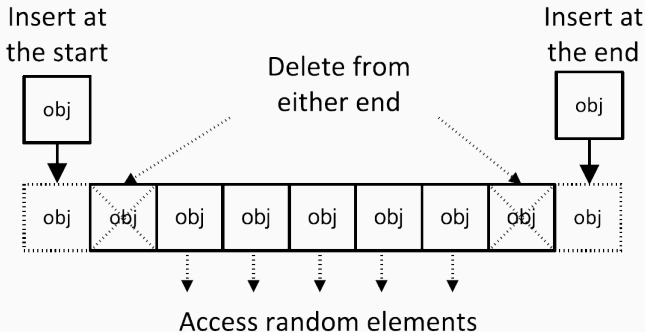
Full Story: embeddedartistry.com





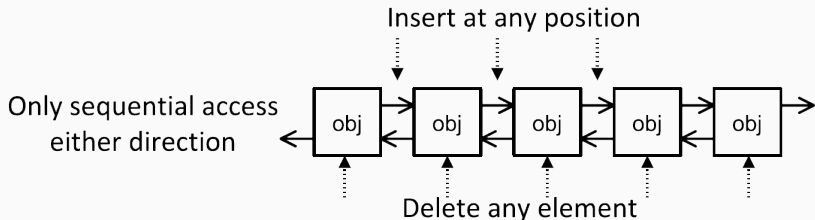
Other methods:

- `resize()` resizes the allocated elements of the container
- `capacity()` number of allocated elements
- `reserve()` resizes the allocated memory of the container (not size)
- `shrink_to_fit()` reallocate to remove unused capacity
- `clear()` removes all elements from the container (no reallocation)



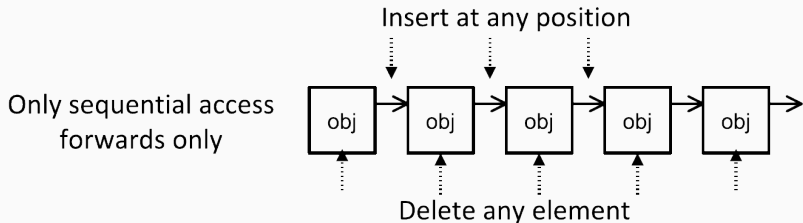
Other methods:

- `resize()` resizes the allocated elements of the container
- `shrink_to_fit()` reallocate to remove unused capacity
- `clear()` removes all elements from the container (no reallocation)



Other methods:

- `resize()` resizes the allocated elements of the container
- `shrink_to_fit()` reallocate to remove unused capacity
- `clear()` removes all elements from the container (no reallocation)
- `remove()` removes all elements satisfying specific criteria
- `reverse()` reverses the order of the elements
- `unique()` removes all consecutive duplicate elements
- `sort()` sorts the container elements



Other methods:

- `resize()` resizes the allocated elements of the container
- `shrink_to_fit()` reallocate to remove unused capacity
- `clear()` removes all elements from the container (no reallocation)
- `remove()` removes all elements satisfying specific criteria
- `reverse()` reverses the order of the elements
- `unique()` removes all consecutive duplicate elements
- `sort()` sorts the container elements

CONTAINERS	operator[]/at	front	back
std::array	$O(1)$	$O(1)$	$O(1)$
std::vector	$O(1)$	$O(1)$	$O(1)$
std::list		$O(1)$	$O(1)$
std::deque	$O(1)$	$O(1)$	$O(1)$
std::forward_list		$O(1)$	

CONTAINERS	push_front	pop_front	push_back	pop_back	insert	erase
std::array						
std::vector			$O(1)^*$	$O(1)^*$	$O(n)$	$O(n)$
std::list	$O(1)$	$O(1)$	$O(1)$	$O(1)$	$O(1)$	$O(1)$
std::deque	$O(1)^*$	$O(1)$	$O(1)$	$O(1)$	$O(1)^*/O(n)^\dagger$	$O(1)$
std::forward_list	$O(1)$	$O(1)$			$O(1)$	$O(1)$

* Amortized time † Worst case (middle insertion)

```
#include <array>      // <--
#include <iostream>   // std::array supports initialization
int main() {         // only throw initialization list
    std::array<int, 3> arr1 = { 5, 2, 3 };
    std::array<int, 4> arr2 = { 1, 2 };           // [3]: 0, [4]: 0
// std::array<int, 3> arr3 = { 1, 2, 3, 4 }; // run-time error
    std::array<int, 3> arr4(arr1);               // copy constructor
    std::array<int, 3> arr5 = arr1;              // assign operator

    arr5.fill(3);                               // equal to { 3, 3, 3 }
    std::sort(arr1.begin(), arr1.end());         // arr1: 2, 3, 5
    std::cout << (arr1 > arr2);                 // true

    std::cout << sizeof(arr1);                  // 12
    std::cout << arr1.size();                   // 3
    for (const auto& it : arr1)
        std::cout << it << ", ";              // 2, 3, 5

    std::cout << arr1[0];                       // 2
    std::cout << arr1.at(0);                    // 2 (safe)
    std::cout << arr1.data()[0]                 // 2 (raw array)
}
```


Sequence Containers (std::vector example)

```
#include <vector>      // <--
#include <iostream>

int main() {
    std::vector<int>      vec1  { 2, 3, 4 };
    std::vector<std::string> vec2 = { "abc", "efg" };
    std::vector<int>      vec3(2);      // [0, 0]
    std::vector<int>      vec4{2};      // [2]
    std::vector<int>      vec5(5, -1); // [-1, -1, -1, -1, -1]

    vec5.fill(3);          // equal to { 3, 3, 3 }
    std::cout << sizeof(vec1);        // 24
    std::cout << vec1.size();          // 3
    for (const auto& it : vec1)
        std::cout << it << ", ";     // 2, 3, 5

    std::cout << vec1[0];              // 2
    std::cout << vec1.at(0);           // 2 (safe)
    std::cout << vec1.data()[0]        // 2 (raw array)
    vec1.push_back(5);                // [2, 3, 4, 5]
}
```

Sequence Containers (std::list example)

```
#include <list>           // <--
#include <iostream>

int main() {
    std::list<int>        list1  { 2, 3, 2 };
    std::list<std::string> list2 = { "abc", "efg" };
    std::list<int>        list3(2);      // [0, 0]
    std::list<int>        list4{2};      // [2]
    std::list<int>        list5(2, -1); // [-1, -1]
    list5.fill(3);          // [3, 3]

    list1.push_back(5);      // [2, 3, 2, 5]
    list1.merge(arr5);      // [2, 3, 2, 5, 3, 3]
    list1.remove(2);        // [3, 5, 3, 3]
    list1.unique();         // [3, 5, 3]
    list1.sort();           // [3, 3, 5]
    list1.reverse();       // [5, 3, 3]
}
```

Sequence Containers (std::deque example)

```
#include <deque>           // <--
#include <iostream>

int main() {
    std::deque<int>         queue1  { 2, 3, 2 };
    std::deque<std::string> queue2 = { "abc", "efg" };
    std::deque<int>        queue3(2);      // [0, 0]
    std::deque<int>        queue4{2};      // [2]
    std::deque<int>        queue5(2, -1);  // [-1, -1]
    queue5.fill(3);           // [3, 3]

    queue1.push_front(5);      // [5, 2, 3, 2]
    queue1[0];                 // returns 5
}
```

Sequence Containers (std::forward_list example)

```
#include <forward_list>      // <--
#include <iostream>

int main() {
    std::forward_list<int>      flist1  { 2, 3, 2 };
    std::forward_list<std::string> flist2 = { "abc", "efg" };
    std::forward_list<int>      flist3(2);      // [0, 0]
    std::forward_list<int>      flist4{2};      // [2]
    std::forward_list<int>      flist5(2, -1); // [-1, -1]
    flist5.fill(4);                // [4, 4]

    flist1.push_front(5);          // [5, 2, 3, 2]
    flist1.insert_after(flist1.begin(), 0); // [5, 0, 2, 3, 2]
    flist1.erase_after(flist1.begin(), 0); // [5, 2, 3, 2]
    flist1.remove(2);              // [3, 5, 3, 3]
    flist1.unique();               // [3, 5, 3]
    flist1.sort();                // [3, 3, 5]
    flist1.reverse();             // [5, 3, 3]
    flist1.merge(flist5);         // [5, 3, 3, 4, 4]
}
```

Associative Containers

Associative Containers (Overview)

An **associative container** is a collection of elements that is not necessarily indexed with sequential integers and supports efficient retrieval of elements through keys

Keys are unique

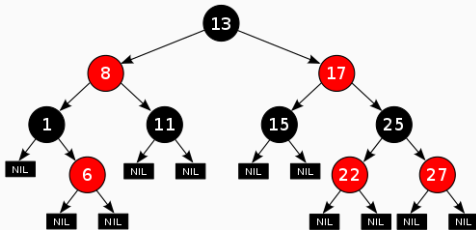
- `std::set` is a collection of unique keys, sorted by keys
- `std::unordered_set` is a collection of unique keys, unsorted
- `std::map` is a collection of unique `<key, value>` pairs, sorted by keys
- `std::unordered_map` is a collection of unique `<key, value>` pairs, unsorted

Multiple entries for the same key are permitted

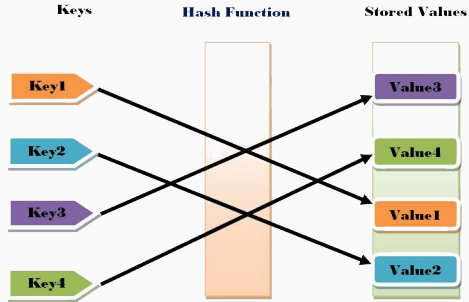
- `std::multiset` is a collection of keys, sorted by keys
- `std::unordered_multiset` is a collection of keys
- `std::multimap` is a collection of `<key, value>` pairs, sorted by keys
- `std::unordered_multimap` is a collection of `<key, value>` pairs

Associative Containers (Internal Representation)

Note: sorted associative containers are typically implemented using *red-black trees*, while unsorted associative containers (C++11) are implemented using *hash tables*



Red-Black Tree



Hash Table

Associative Containers (Supported Operations and Complexity)

CONTAINERS	<i>insert</i>	<i>erase</i>	<i>count</i>	<i>find</i>	<i>lower_bound</i> <i>upper_bound</i>
Sorted Containers	$\mathcal{O}(\log(n))$	$\mathcal{O}(\log(n))$	$\mathcal{O}(\log(n))$	$\mathcal{O}(\log(n))$	
Unsorted Containers	$\mathcal{O}(1)^*$	$\mathcal{O}(1)^*$	$\mathcal{O}(1)^*$	$\mathcal{O}(1)^*$	$\mathcal{O}(\log(n))$

* $\mathcal{O}(n)$ worst case

- `count()` returns the number of elements with `key` equal to a specified argument
- `find()` returns the element with `key` equal to a specified argument
- `lower_bound()` returns an iterator pointing to the first element that is *not less* than `key`
- `upper_bound()` returns an iterator pointing to the first element that is *greater* than `key`

Associative Containers (Other Methods)

Sorted/Unsorted containers:

- `equal_range()` returns a range containing all elements with the given `key`

`std::map`, `std::unordered_map`

- `operator[]/at()` returns a reference to the mapped value of the new element if no element with `key` existed. Otherwise a reference to the mapped value of the existing element

Unsorted containers:

- `bucket_count()` returns the number of buckets in the container
- `reserve()` sets the number of buckets to the number needed to accommodate at least `count` elements without exceeding maximum load factor and rehashes the container

Associative Containers (std::set example)

```
#include <set>           // <--
#include <iostream>

int main() {
    std::set<int>        set1 { 5, 2, 3, 2, 7 };
    std::set<int>        set2 = { 2, 3, 2 };
    std::set<std::string> set3 = { "abc", "efg" };
    std::set<int>        set4;           // empty set

    set2.erase(2);                       // [ 3 ]
    set3.insert("hij");                   // [ "abc", "efg", "hij" ]
    for (const auto& it : set1)
        std::cout << it << " ";       // 2, 3, 5, 7 (sorted)

    auto search = set1.find(2);           // iterator
    std::cout << search != set1.end(); // true
    auto it      = set1.lower_bound(4);
    std::cout << *it;                   // 5

    set1.count(2);                       // 1, note: it can only be 0 or 1
    auto it_pair = set1.equal_range(2); // iterator between [2, 3)
}
```

Associative Containers (std::map example)

```
#include <map>           // <--
#include <iostream>

int main() {
    std::map<std::string, int> map1 { {"bb", 5}, {"aa", 3} };
    std::map<double, int> map2;           // empty map

    std::cout << map1["aa"];             // prints 3
    map1["dd"] = 3;                      // insert <"dd", 3>
    map1["dd"] = 7;                      // change <"dd", 7>
    std::cout << map1["cc"];             // insert <"cc", 0>
    for (const auto& it : map1)
        std::cout << it.second << " "; // 3, 5, 0, 7

    map1.insert( {"jj", 1} );            // insert pair
    auto search = set1.find("jj");       // iterator
    std::cout << search != set1.end();   // true
    auto it      = set1.lower_bound("bb");
    std::cout << *it.second;             // 5
}
```

Associative Containers (std::multiset example)

```
#include <multiset>      // <--
#include <iostream>

int main() {
    std::multiset<int>    mset1 {1, 2, 5, 2, 2};
    std::multiset<double> mset2;    // empty map

    mset1.insert(5);
    for (const auto& it : mset1)
        std::cout << it << " ";    // 1, 2, 2, 2, 5, 5
    std::cout << mset1.count(2);    // prints 3

    auto it = mset1.find(3);        // iterator
    std::cout << *it << " " << *(it + 1); // prints 5, 5

    it      = mset1.lower_bound(4);
    std::cout << *it;                // 5
}
```

Container Adaptors

Container Adapters (Overview)

Container adapters are interfaces created by limiting functionality in an *other container* and providing a different set of functionality

The underlying container of a container adapters can be optionally specified in the declaration

The *STL Container Adapters* are:

- `std::stack` LIFO data structure
default underlying container: `std::deque`
- `std::queue` FIFO data structure
default underlying container: `std::deque`
- `std::priority_queue` (max) priority queue
default underlying container: `std::vector`

Container Adapters (Methods)

`std::stack` interface for a FILO (first-in, last-out) data structure

- `top()` accesses the top element
- `push()` inserts element at the top
- `pop()` removes the top element

`std::queue` interface for a FIFO (first-in, first-out) data structure

- `front()` access the first element
- `back()` access the last element
- `push()` inserts element at the end
- `pop()` removes the first element

`std::priority_queue` interface for a priority queue data structure
(lookup to largest element by default)

- `top()` accesses the top element
- `push()` inserts element at the end
- `pop()` removes the first element

Container Adaptors (examples)

```
#include <stack>           // <--
#include <queue>           // <--
#include <priority_queue> // <--
#include <iostream>

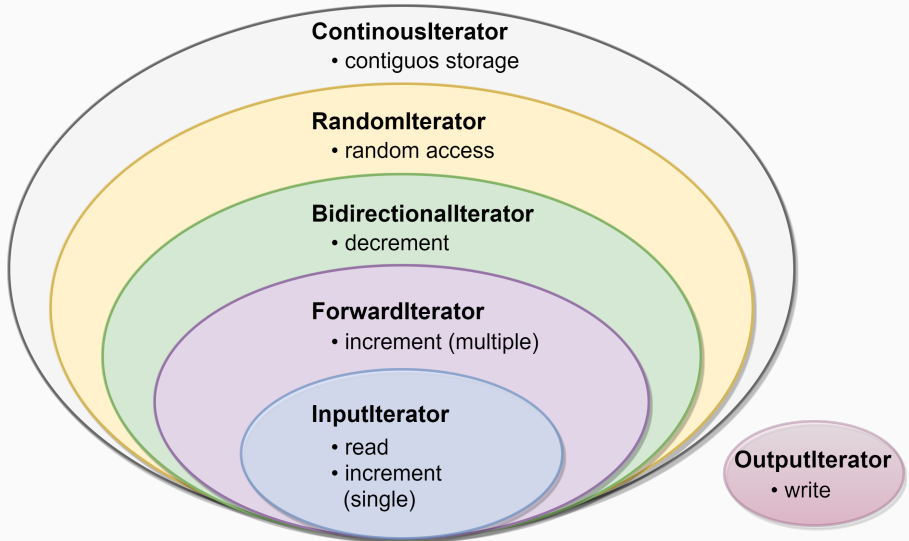
int main() {
    std::stack<int> stack1;
    stack1.push(1); stack1.push(4); // [1, 4]
    stack1.top(); // 4
    stack1.pop(); // [1]

    std::queue<int> queue1;
    queue1.push(1); queue1.push(4); // [1, 4]
    queue1.front(); // 1
    queue1.pop(); // [4]

    std::priority_queue<int> pqueue1;
    pqueue1.push(1); queue1.push(5); queue1.push(4); // [5, 4, 1]
    pqueue1.top(); // 5
    pqueue1.pop(); // [4, 1]
}
```


Implement a Custom Iterator

Iterator Categories/Tags



Iterator (Iterator Semantics)

Iterator

- CopyConstructible `It(const It&)`
- CopyAssignable `It operator=(const It&)`
- Destructible `~X()`
- Dereferenceable `It_value& operator*()`
- Pre-incrementable `It& operator++()`

Input/Output Iterator

- Satisfy Iterator
- Equality `bool operator==(const It&)`
- Inequality `bool operator!=(const It&)`
- Post-incrementable `It operator++(int)`

Forward Iterator

- Satisfy Input/Output Iterator
- Default constructible `It()`
- Immutable (`const iterator`), i.e. underlying data cannot be changed

Iterator (Iterator Semantics)

Bidirectional Iterator

- Satisfy Forward Iterator
- Pre/post-decrementable `It& operator--()`, `It operator--(int)`

Random Access Iterator

- Satisfy Bidirectional Iterator
- Addition/Subtraction
`void operator+(const It& it)`, `void operator+=(const It& it)`,
`void operator-(const It& it)`, `void operator-=(const It& it)`
- Comparison
`bool operator<(const It& it)`, `bool operator>(const It& it)`,
`bool operator<=(const It& it)`, `bool operator>=(const It& it)`
- Subscripting `It_value& operator[](int index)`

Goal: implement a simple iterator to iterate over List elements and achieve the following result:

```
#include <iostream>
// !! List implementation here
int main() {
    List list;
    list.push_back(2);
    list.push_back(4);
    list.push_back(7);

    std::cout << *std::find(list.begin(), list.end(), 4); // print 4

    for (const auto& it : list) // range-based loop
        std::cout << it << " "; // 2, 3, 4
}
```

Range-based loops require:

- `begin()` method
- `end()` method
- pre-increment `++it`
- not equal comparison `it != end()`
- dereferencing `*it`

```
struct List {
    struct Node {          // Internal Node Structure
        int    _value;    // node value
        Node*  _next;     // pointer to next node
    };

    Node* head { nullptr }; // head of the list
    Node* tail { nullptr }; // tail of the list

    void push_back(int value); // insert integer value at the end

    // !! here we have to define the List iterator "It"

    It begin(); // returns an Iterator pointing to the begin of the list
    It end();   // returns an Iterator pointing to the end of the list
}
```

```
#include <iterator>    // for "std::iterator", outside List declaration

struct It : public std::iterator<std::input_iterator_tag,
                                int> { // int dereferencing type
    Node* _ptr;           // internal pointer
                                // it is useful to extend
    It(Node* ptr);       // std::iterator to inherit
                                // common iterator fields

    int& operator*(); // deferencing

    bool operator!=(const It& it);

    It& operator++(); // pre-increment
    //-----
    // no needed for std::find()
    bool operator==(const It& it); // comparison

    // no needed for std::find()
    It operator++(int); // post-increment
};
```

```
void List::push_back(int value) {  
    if (head == nullptr) { // empty list  
        head = new Node(); // head is updated  
        tail = head;  
    }  
    else {  
        tail->_next = new Node();  
        tail      = tail->_next; // tail is updated  
    }  
    tail->_data = data;  
    tail->_next = nullptr; // very important to match end() method!!  
}
```

```
It List::begin() {  
    return It { head };  
}
```

```
It List::end() {  
    return It { nullptr }; // after the last element  
}
```



```
void It::It(Node* ptr) : _ptr(ptr) {}

int& It::operator*() {
    return _ptr->_data;
}

bool It::operator!=(const It& it) {
    return _ptr != it._ptr;
}

It& It::operator++() {
    _ptr = _ptr->_next;
    return *this;
}
```

Iterator Utility Methods

- `std::advance`(InputIt& it, Distance n)

Increments a given iterator it by n elements

- InputIt must support input iterator requirements
 - Modifies the iterator
 - Returns void
 - More general than adding a value `it + 4`
 - No performance loss if it satisfies random access iterator requirements
- `std::next`(ForwardIt it, Distance n) C++11

Returns the n-th successor of the iterator

- ForwardIt must support forward iterator requirements
- Does not modify the iterator
- More general than adding a value `it + 4`
- The compiler should optimize the computation if it satisfies random access iterator requirements
- Supports negative values if it satisfies bidirectional iterator requirements

- `std::prev`(BidirectionalIt it, Distance n) C++11

Returns the n-th predecessor of the iterator

- `InputIt` must support bidirectional iterator requirements
- Does not modify the iterator
- More general than adding a value `it + 4`
- The compiler should optimize the computation if `it` satisfies random access iterator requirements

- `std::distance`(InputIt start, InputIt end)

Returns the number of elements from start to last

- `InputIt` must support input iterator requirements
- Does not modify the iterator
- More general than adding iterator difference `it2 - it1`
- The compiler should optimize the computation if `it` satisfies random access iterator requirements
- C++11 Supports negative values if `it` satisfies random iterator requirements

Iterator Operations (examples)

```
#include <iterator>
#include <iostream>
#include <vector>
#include <forward_list>

int main() {
    std::vector<int> vector { 1, 2, 3 }; // random access iterator

    auto it1 = std::next(vector.begin(), 2);
    auto it2 = std::prev(vector.end(), 2);
    std::cout << *it1;    // 3
    std::cout << *it2;    // 2
    std::cout << std::distance(it2, it1); // 1

    std::advance(it2, 1);
    std::cout << *it2;    // 3

    //-----
    std::forward_list<int> list { 1, 2, 3 }; // forward iterator
    // std::prev(list.end(), 1);           // compile error
}
```

Range Access Methods

C++11\C++14 provide a generic interface for containers, plain arrays, and std::initializer_list to access to the corresponding iterator. Standard method `.begin()`, `.end()` etc., are not supported by plain array and initializer list

- `std::begin` begin iterator
- `std::cbegin` begin const iterator
- `std::rbegin` begin reverse iterator
- `std::crbegin` begin const reverse iterator
- `std::end` end iterator
- `std::cend` end const iterator
- `std::rend` end reverse iterator
- `std::crend` end const reverse iterator

```
#include <iterator>
#include <iostream>

int main() {
    int array[] = { 1, 2, 3 };

    for (auto it = std::crbegin(array); it != std::crend(array); it++)
        std::cout << *it << ", ";    // 3, 2, 1
}
```

Iterator Traits

`std::iterator_traits` allows retrieving iterator properties

- `difference_type` a type that can be used to identify distance between iterators
- `value_type` the type of the values that can be obtained by dereferencing the iterator. This type is void for output iterators
- `pointer` defines a pointer to the type iterated over `value_type`
- `reference` defines a reference to the type iterated over `value_type`
- `iterator_category` the category of the iterator. Must be one of iterator category tags

Iterator Traits

```
#include <iterator>

template<typename T>
void f(const T& list) {
    using D = std::iterator_traits<T>::difference_type;    // D is std::ptrdiff_t
                                                            // (pointer difference)
                                                            // (signed size_t)

    using V = std::iterator_traits<T>::value_type;        // V is double
    using P = std::iterator_traits<T>::pointer;           // P is double*
    using R = std::iterator_traits<T>::reference;         // R is double&

    // C is BidirectionalIterator
    using C = std::iterator_traits<T>::iterator_category;
}

int main() {
    std::list<double> list;
    f(list);
}
```


Algorithms Library

C++ STL Algorithms library

The algorithms library defines functions for a variety of purposes (e.g. searching, sorting, counting, manipulating) that operate on ranges of elements

- STL Algorithm library allow great flexibility which makes included functions suitable for solving real-world problem
- The user can adapt and customize the STL through the use of function objects
- Library functions work independently on containers and plain array

```
#include <algorithm>
#include <vector>

struct Unary {
    bool operator()(int value) {
        return value <= 6 && value >= 3;
    }
};

struct Descending {
    bool operator()(int a, int b) {
        return a > b;
    }
};

int main() {
    std::vector<int> vector { 7, 2, 9, 4 };
    // returns an iterator pointing to the first element in the range[3, 6]
    std::find_if(vector.begin(), vector.end(), Unary());
    // sort in descending order : { 9, 7, 4, 2 };
    std::sort(vector.begin(), vector.end(), Descending());
}
```

```
#include <algorithm> // it includes also std::multiplies
#include <vector>
#include <cstdlib> // std::rand

struct Unary {
    bool operator()(int value) {
        return value > 100;
    }
};

int main() {
    std::vector<int> vector { 7, 2, 9, 4 };

    int product = std::accumulate(vector.begin(), vector.end(), // product = 504
                                   1, std::multiplies<int>());

    std::srand(0);
    std::generate(vector.begin(), vector.end(), std::rand);
    // now vector has 4 random values

    std::remove_if(vector.begin(), vector.end(), Unary());
    // remove all values > 100
}
```

STL Algorithms Library (Possible Implementations)

std::find

```
template<class InputIt, class T>
InputIt find(InputIt first, InputIt last, const T& value) {
    for (; first != last; ++first) {
        if (*first == value)
            return first;
    }
    return last;
}
```

std::generate

```
template<class ForwardIt, class Generator>
void generate(ForwardIt first, ForwardIt last, Generator g) {
    while (first != last)
        *first++ = g();
}
```

Lambda Expressions

Lambda Expressions (Overview)

The problem: Function objects are very verbose

Lambda Expressions (or **closure**) are **inline** local-scope function objects

Lambda expression syntax:

```
[capture clause] (parameters) { body }
```

- The brackets `[]` mark the declaration of the lambda and how the local scope arguments are captured (by-value, by-reference, etc.)
- The `parameters` of the lambda are normal function parameters (optional)
- The `body` of the lambda is a normal function body

Lambda Expressions (Examples)

```
#include <algorithm>
#include <vector>
int main() {
    std::vector<int> vector { 7, 2, 9, 4 };

    // lambda is a closure object of "closure type"
    auto lambda1 = [](){ return 3; };
    int var      = lambda1();          // var = 3

    auto lambda2 = []{ return 3; };   // equivalent to lambda1
    int var      = []{ return 3; }(); // definition and evaluation

    auto lambda4 = [](int value) { return value > 5; };
    std::remove_if(vector.begin(), vector.end(), lambda4);

    // lambda expressions can be defined in the same line
    std::remove_if(vector.begin(), vector.end(),
        [](int v) { return v > 7; });

    std::sort(vector.begin(), vector.end(),
        [](int a, int b) { return a > b; });
}
```


Lambda Expressions (Capture Lists)

Lambda expressions capture external references/variables in two ways:

- Capture by copy
- Capture by reference (can modify external variable values)

Capture list can be passed as follows

- `[]` captures nothing
- `[=]` captures all variables used in the body of the lambda **by copy**
- `[&]` captures all variables used in the body of the lambda **by reference**
- `[var1]` captured only `var1` *by copy*
- `[&var2]` captured only `var2` *by reference*
- `[var1, &var2]` captured `var1` *by copy* and `var2` *by reference*

Lambda Expressions (Capture List Examples)

```
#include <algorithm>
#include <vector>
struct Unary { // equivalent to lambda2, lambda4
    int _limit;
    Unary(int limit) : _limit(limit) {}

    bool operator()(int value) const { // lambda expr. are const
        return value > _limit;
    };
};
int main() {
    std::vector<int> vector { 7, 2, 9, 4 };
    int limit = 5;

    // auto lambda1 = [](int value) { return value > limit; }; // compile error
    auto lambda2 = [=](int value) { return value > limit; }; // by value
    auto lambda3 = [&](int value) { return value > limit; }; // by ref
    auto lambda4 = [limit](int value) { return value > limit; }; // by value
    auto lambda5 = [&limit](int value) { return value > limit; }; // by ref

    std::remove_if(vector.begin(), vector.end(), lambda5);
}
```

Lambda Expressions (Capture List Other Cases)

- `[=, &var1]` captures all variables used in the body of the lambda **by copy**, except `var1` that is captured **by reference**
- `[&, var1]` captures all variables used in the body of the lambda **by reference**, except `var1` that is captured **by value**
- A lambda expression can read a variable without capturing it if the variable is a `constexpr`

```
int main() {
    constexpr int limit = 5;
    int var1 = 3, var2 = 4;

    auto lambda1 = [](int value) { return value > limit; };

    auto lambda2 = [=, &var3](int value) {
        return var1 + value > var2 + var3;
    };
}
```

Lambda Expressions (Capture List and Classes)

- `[this]` capture the current object (`*this`) by reference
- `[var = var]` capture the current object member `var` by copy C++14
- `[&var = var]` capture the current object member `var` by reference C++14

Class name conflicts:

```
class A {
    int data = 1;    // <--
    void f() {
        int var = 2; // <--
        // return 3 (nearest scope)
        auto lambda1 = [=]() { int var = 3; return var; };

        // return 2 (nearest scope)
        auto lambda2 = [=]() { return var; };

        auto lambda3 = [this]() { return this->data; }; // return 1
        // auto lambda4 = [data]() { return data; }; // compile error (not visible)
        auto lambda5 = [data = data]() { return data; }; // return 1
    }
};
```

Lambda Expressions (Other Features)

C++14 Lambda expression parameters can be initialized

```
auto func1 = [](int i = 6) { return i + 4; };
```

C++14 Lambda expression parameters can automatically deduced

```
auto func1 = [](auto value) { return value + 4; };
```

Lambda expression parameters can composed

```
int main() {  
    auto lambda1 = [](int value) { return value + 4; };  
    auto lambda2 = [](int value) { return value * 2; };  
  
    auto lambda3 = [&](int value) { return lambda2(lambda1(value)); };  
    // returns (value + 4) * 2  
}
```

Lambda Expressions (`mutable`)

`mutable` specifier allows the lambda to modify the parameters captured by copy

```
#include <iostream>

int main() {
    int var1 = 1;
    auto lambda1 = [&]() { var1 = 4; };
    std::cout << lambda1() << ", " << var1; // print 4, 4

    int var2 = 1;
    // auto lambda2 = [=]() { var2 = 4; }; // compile error
                                     // lambda operator() is const
    auto lambda3 = [=]() mutable { var2 = 4; };
    std::cout << lambda3() << ", " << var2; // print 1, 4
}
```

Lambda Expressions (Other Examples)

Generate 100 numbers in the range [0, 100)

```
#include <algorithm>
#include <iostream>
#include <random>
#include <vector>

int main() {
    // Specify the seed
    auto seed = chrono::high_resolution_clock::now()
                .time_since_epoch().count();
    // Specify the engine
    std::mt19937 generator(rnd_device());
    // Specify the distribution
    std::uniform_int_distribution<int> dist(0, 100);

    std::vector<int> vector(100);
    std::generate(vector.begin(), vector.end(),
                  [&]() { return distribution(generator) } );
    std::for_each(vector.begin(), vector.end(),
                  [](auto v) { std::cout << v << " "; });
}
```